



District Report Card: 2017


State: Manipur	District: Imphal West
Class: 8	Subject: Mathematics
Schools: 44	Students: 643


Participation/Coverage


Students

<div>GENDER</div> <div></div>	Boys		Girls	
	Number	%	Number	%
	269	41.84	374	58.16

<div>AREA</div> <div></div>	Rural		Urban	
	Number	%	Number	%
	444	69.05	199	30.95

<div>CATEGORY</div> <div></div>	SC		ST		OBC		GEN	
	Number	%	Number	%	Number	%	Number	%
	50	7.78	16	2.49	363	56.45	214	33.28

<div>CWSN</div> <div></div>	LD	VI	HI	S&LD	ID	Oth
	1	0	0	0	1	4

<div>Management</div> <div></div>	Government		Government-aided	
	Number	%	Number	%
	519	80.72	124	19.28

Average Performance of Students in Mathematics (%)

Overall	Gender		Area		Management		Social Group			
	Male	Female	Rural	Urban	Govt.	Aided	SC	ST	OBC	GEN
41.00	40.84	41.11	37.67	48.41	41.85	37.42	38.27	37.92	40.09	43.40

Performance on Learning Outcomes (LOs)

Learning Outcomes	Description	Average Performance(%)
M601	Solves problems involving large numbers by applying appropriate operations	34.82
M606	Solves problems on daily life situations involving addition and subtraction of fractions / decimals	34.50
M620	Finds out the perimeter and area of rectangular objects in the surroundings like floor of the class room, surfaces of a chalk box etc.	36.51
M621	Arranges given/collected information in the form of table, pictograph and bar graph and interprets them	29.07
M702	Interprets the division and multiplication of fractions	32.19
M705	Solves problems related to daily life situations involving rational numbers	45.26
M706	Uses exponential form of numbers to simplify problems involving multiplication and division of large numbers	35.45
M707	Adds/subtracts algebraic expressions	51.32
M710	Solves problems related to conversion of percentage to fraction and decimal and vice versa	33.03
M717	Finds out approximate area of closed shapes by using unit square grid/graph sheet	36.10
M719	Finds various representative values for simple data from her/his daily life contexts like mean, median and mode	55.33
M721	Interprets data using bar graph	45.45
M801	Generalizes properties of addition, subtraction, multiplication and division of rational numbers through patterns	30.30
M802	Finds rational numbers between two given rational numbers	42.12
M803	Proves divisibility rules of 2, 3,4, 5, 6, 9 and 11	47.92
M804	Finds squares, cubes, square roots and cube roots of numbers using different methods	42.12
M808	Uses various algebraic identities in solving problems of daily life	47.27
M812	Verifies properties of parallelogram and establishes the relationship between them through reasoning	32.01
M818	Finds surface area and volume of cuboidal and cylindrical object	42.12
M819	Draws and interprets bar charts and pie charts	50.08

Range of Performance of Students who Answered Correctly							
Below 30%		30% - 50%		50% - 75%		Above 75%	
Number	%	Number	%	Number	%	Number	%
230	35.77	221	34.37	128	19.91	64	9.95

Lowest Performing Learning Outcomes (LOs)

- 1 - Arranges given/collected information in the form of table, pictograph and bar graph and interprets them (29.07)
- 2 - Generalizes properties of addition, subtraction, multiplication and division of rational numbers through patterns (30.30)
- 3 - Verifies properties of parallelogram and establishes the relationship between them through reasoning (32.01)

4 - Interprets the division and multiplication of fractions (32.19)

5 - Solves problems related to conversion of percentage to fraction and decimal and vice versa (33.03)